

06 March 2018

# Mutsho

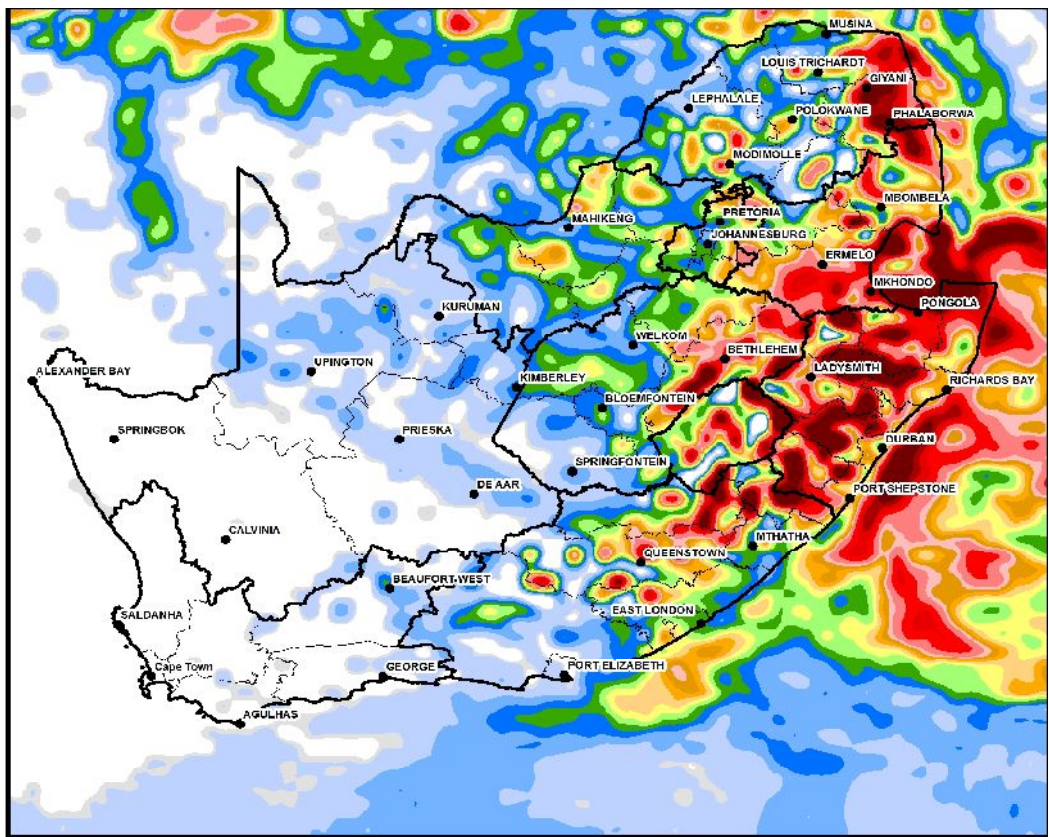
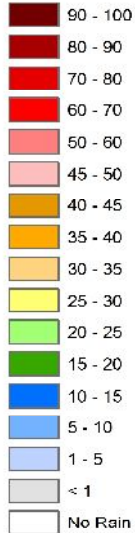
(A translation of weather in Tshivenda)

Weekly Weather Forecast

## Weekly Outlook: Rainfall: 6-12 March 2018

Predicted rainfall for  
6-12 March 2018

mm



***Figure 1: Expected precipitation: 6-12 March 2018.***

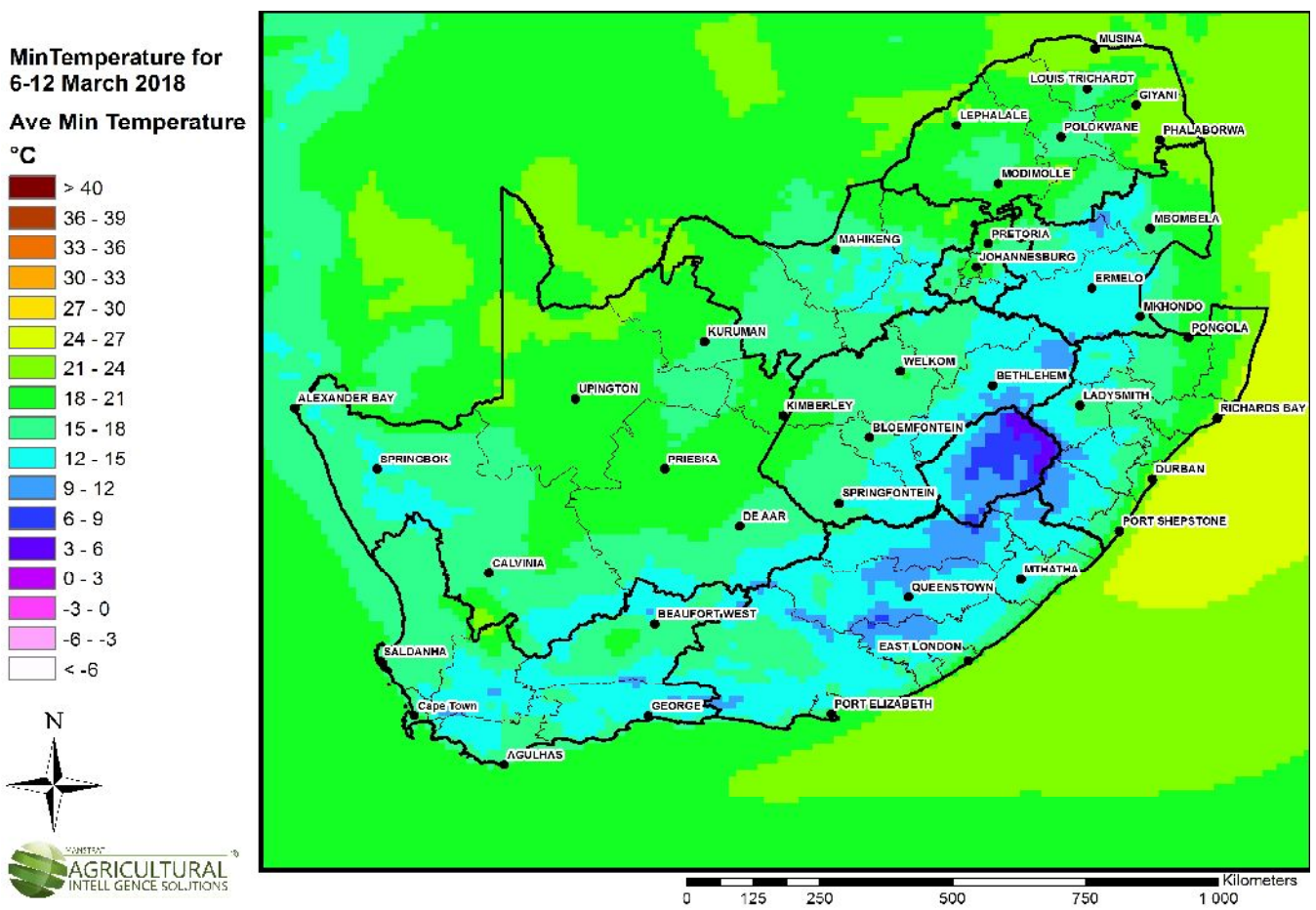
Rainfall is expected over most parts of the summer rainfall region this week and eastern Limpopo, Mpumalanga and KwaZulu-Natal can expect between 50 mm to 100 mm.







## Average Minimum Temperatures: 6-12 March 2018



**Figure 2: Average Minimum Temperatures: 6-12 March 2018.**

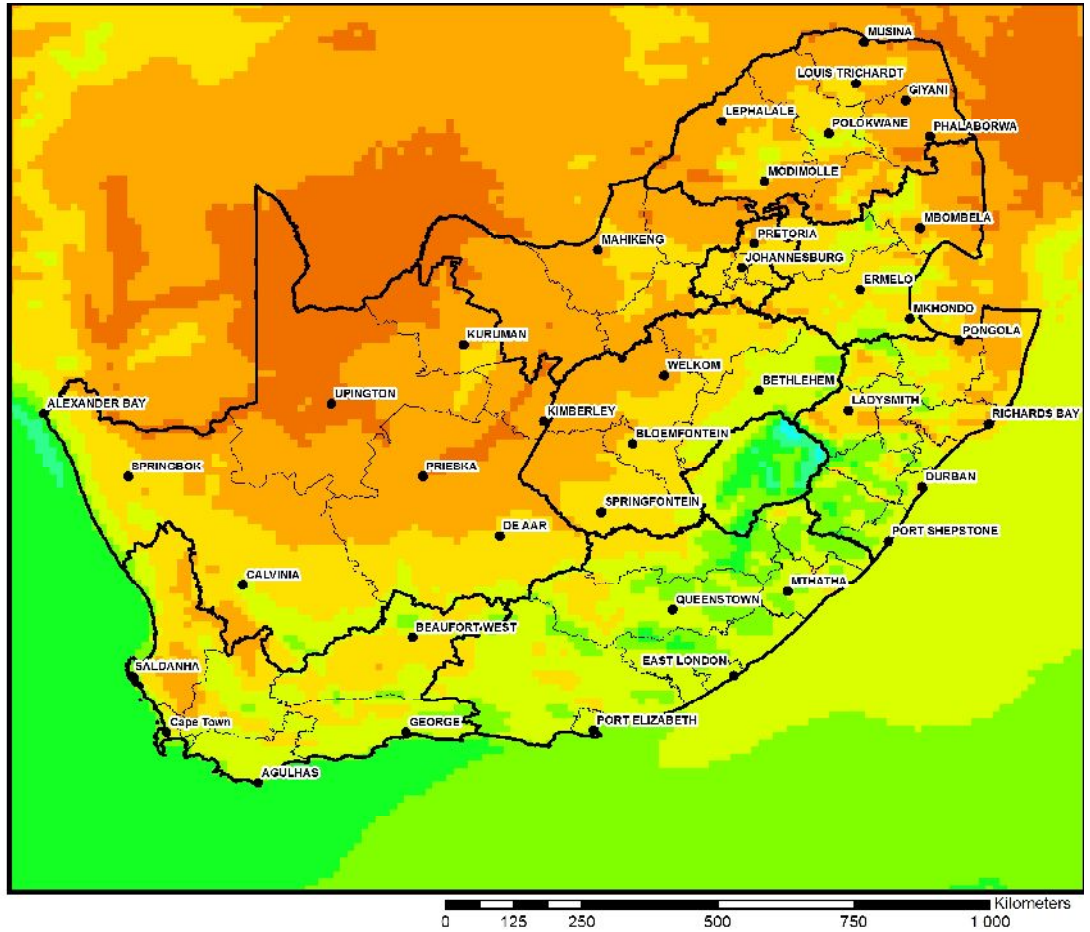
Normal morning temperatures for this time of the year are expected for the coming week.



## Average Maximum Temperatures: 6-12 March 2018

MaxTemperature for  
6-12 March 2018

Ave Max Temperature  
°C



**Figure 3: Average Maximum Temperatures: 6-12 March 2018**

Mild maximum temperatures are expected over most of the country for the period. Much cooler maximum temperatures are expected along the coastal regions of South Africa, especially in the Eastern Cape and southern KwaZulu-Natal.

**Official Disclaimer:** MANSTRAT makes no guarantees about and bears no responsibility or liability concerning the accuracy or timeliness of the images being published. All images are generated by MANSTRAT and do not represent the actual forecasts issued by the South African Weather Service. These products are not a substitute for official forecasts and are not guaranteed to be complete or timely. The underlying data are the direct product of the various operational forecast models run by the [National Centers for Environmental Prediction, National Weather Service, NOAA](#) and are presented without correction.

Monthly Climate Watch reports: <http://www.manstratais.co.za/climatewatch.aspx>  
 Manstrat Website: <http://www.manstratais.co.za/>  
 Twitter: <https://twitter.com/ManstratAIS> or follow @ManstratAIS  
 Facebook: <https://www.facebook.com/manstratais/>